

”With the right aids,  
daily life becomes easier”



## ROPOX SUPPORTLINE

### A ROBUST WASHBASIN THAT CAN BE ADJUSTED TO MATCH YOUR NEEDS

A support washbasin is especially suitable for walking-impaired because you can use the integrated, ergonomic grab rails as support and as help when getting up or sitting down.

You can adjust the height of the washbasin to suit the physical capabilities of the individual user, and it is easy to slide the unit sideways allowing you to place the basin where you need it the most.

It is easy to keep the washbasin clean due to the cleaning-friendly design, and even though the basin is very robust and stable, it still has a simple and elegant look.

The solid, integrated grab rails ensure safety to lean on and use as a support when you move around in the room.




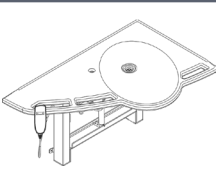
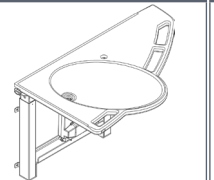
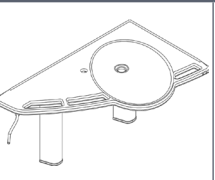
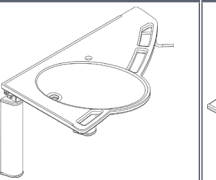
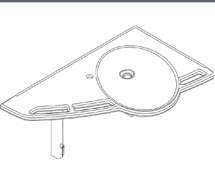
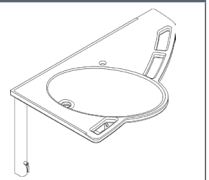

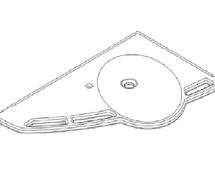
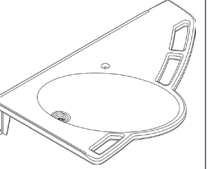


# ROPOX SUPPORTLINE

Height adjustment:  
 Model Basic / Manual 27.9" - 39.7" (71-101 cm)  
 Model Electric 27.9" - 37.8" (71-96 cm)

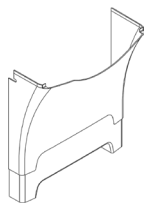
Max. user weight: Tested acc. DS/ISO 17966:2016  
 (see max. user weight below)

## VARIANT/MODEL

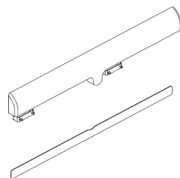
ELECTRIC HEIGHT ADJUSTMENT 		MANUAL HEIGHT ADJUSTMENT 		BASIC - PERIODIC ADJUSTMENT 	
					
Left 1146 lbs. (520 kg) Item no.: 40-44016	Right 1146 lbs. (520 kg) Item no.: 40-44017	Left 881 lbs. (400 kg) Item no.: 40-44014	Right 881 lbs. (400 kg) Item no.: 40-44015	Left 881 lbs. (400 kg) Item no.: 40-44012	Right 881 lbs. (400 kg) Item no.: 40-44013
				FIXED - FIXED HEIGHT 	
					
				Left 881 lbs. (400 kg) Item no.: 40-44010	Right 881 lbs. (400 kg) Item no.: 40-44011

## ACCESSORIES

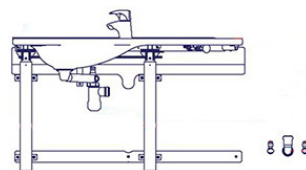
Cover  
 Item no.: 40-44023 (left)+40-44024 (right) (Electric)  
 Item no.: 40-44027 (left)+40-44028 (right) (Manual)  
 Item no.: 40-44021 (left)+40-44022 (right) (Basic & Fixed)



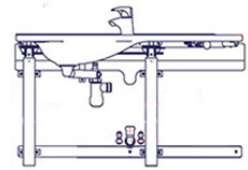
System for sideways sliding 13.7" (35 cm)  
 Item no.: 40-44030 (Manual & Electric)



Plumbing kit (next to unit)  
 Item no.: 40-44034 (Electric & Manual)



Plumbing kit (within unit)  
 Item no.: 40-44031 (Manual)



Fixed press pad  
 Item no.: 40-44026



Plug with overflow  
 Item no.: 40-40935



One-handle mixer  
 Item no.: 40-44040



Touchless mixer tap  
 Item no.: NI:HAJ

