


















ProCare
@Home

RENTAL GUIDE

759 FLORY MILL ROAD LANCASTER PA 17601 | 855.528.0421

	PRODUCT	DESCRIPTION
	Lopital Lotus	The Lotus is an active stand-up aid, for people who are still able to stand independently and have sufficient trunk stability but can no longer walk or find it hard to do so. Once the client has sat down on the Lotus, the caregiver can safely and efficiently move him or her. The Lotus is intended for short transfers, for example from bed to toilet. As the client sits down in an active sitting position, less strength is required to get back into a standing position.
	Vancare Vera II B350/450	The Vera II B350 and B450 is a battery-powered lift that allows caregivers to raise those in need of assistance from a seated position to a standing position with minimal effort. The Vera II comes in two weight capacities that are available for rental, 350# and 450 #
	Vancare Vanderlift B450	The Vanderlift B450 is a battery-powered full body lift that allows caregivers to move/transfer those in need of assistance for a safe transfer regardless of range of motion limitations with minimal effort. The Vanderlift B450 has a weight capacity of 450#.
	MoLift Smart 150	Molift Smart 150 is a foldable mobile full body lift intended for lifting and transferring a person from/to bed, floor, chair, wheelchair, or toilet with a sling. The hoist is made of lightweight materials, has castors and electric actuator, and is powered by a battery. It has manual adjustable legs and a lifting capacity of 330 #.
	Free-Standing Ceiling Lift with P-440 Motor	The Freestanding Ceiling Lift stand used in combination with a rail and a portable ceiling lift motor, functions as a stationary lift system. The Freestanding system is an ideal solution for occasional lifting needs in a specific location, or where it is not possible to install a permanent rail system on the ceiling.
	Raizer II with Headrest	The battery-operated mobile lifting chair Raizer II helps a fallen person up to an almost standing position in a few minutes. The aid can be operated by only a single assistant, and it requires only limited physical effort from the operator aside from a helping hand. The Raizer has a weight capacity of 330#.

	PRODUCT	DESCRIPTION
	Lopital Timo Stationary Chair	The Lopital Timo Shower Chair can be used over the toilet as well as in the shower. The arms of the chair can fold up independently. Closed cell foam will resist water retention in the cushions and is a smart choice when looking for a sturdy shower/toilet chair option. The Timo has a weight capacity of 300#
	Lopital Tango Shower Chair and Tango XL	The Tango can be used as a shower chair as well as a toilet chair that can be wheeled over the toilet. The footrests are easily flipped up and swung away. This makes it easier to get into and out of the chair. The Tango is equipped with handles that improve maneuverability and drivability. The ergonomic handle design has the advantage of preventing joint problems. The Tango has a weight capacity of 400#. The Tango XL has a weight capacity of 800#.
	Lopital Nemo Shower Chair	The Lopital Nemo is a mobile tilting shower-toilet chair, which has been developed to give both user and carer maximum security and support during the showering and personal care process. In combination with a bedpan or toilet, the Nemo can also be used as a toilet chair.
	Broda Sashay Pedal Chair	Broda Comfort Tension Seating helps reduce pressure and heat and moisture build up, creating long-term sitting comfort. 18 degrees of infinitely adjustable tilt in space cradles the body, preventing slumping and sliding without the use of restraints and is exceptionally comfortable. The Sashay Pedal chair is available in the 18" or 20" seat width and with or without mag wheels.
	Broda Midline Chair	Broda's Comfort Tension Seating helps reduce pressure and allows for heat and moisture exchange, creating long term comfort. Up to 38 degrees of infinitely adjustable tilt in space and 90 degrees of back recline help control slumping, sliding and falls without the use of restraints. Full positioning capabilities help reduce the time and effort required of caregivers. Residents can socialize, eat, and take a nap all in one chair. The Midline comes in 18" and 20" models available for rent.

	PRODUCT	DESCRIPTION
	Broda Synthesis Chair	<p>Featuring up to 40° of infinitely adjustable seat tilt and up to 90° of infinitely adjustable back recline, as well as Trendelenburg positioning, the Synthesis provides safe and comfortable positioning without the use of restraints. Front pivot seat tilt helps maintain a forward line of sight, enhancing socialization and engagement. The Synthesis is ideal for: Improved posture, oxygenation, feeding, and overall comfort, fall prevention and safe patient handling. The Synthesis accommodates hyperextension and changing incontinence products without transferring from the chair. It also decreases patient fatigue and postural deviations, reducing the use of restraints. The Synthesis is available in 18" and 20" with or without mag wheels.</p>
	Med-Mizer Retracta-V Hi/Low Bed	<p>The Retracta-V Hi/Low Bed offers a retracting bed frame that reduces the potential for falls. The deck height of the bed goes as low as 9" and to a maximum height of 25". The Clinical -Contour feature reduces skin shear and the repositioning of users. Each bed comes with a headboard, footboard, 1 side rail, and a new deluxe mattress.</p>
	Med-Mizer AllCare C Ultra Low Bed	<p>The AllCare C Ultra Low Bed offers a retracting bed frame that reduces the potential for falls. The deck height of the bed goes as low as 3.6" and to a maximum height of 25". For short term rehab users, the AllCare C Ultra Low Bed features cardiac chair position as well as Trendelenburg and reverse Trendelenburg positioning. Each bed comes with a headboard, footboard, 1 side rail and a new deluxe mattress.</p>
	Med-Mizer ActiveCare Rotating Bed	<p>One Button SafeTurn Exit is an exclusive feature that fully automates the bed to turn into a chair and allow the patient to safely enter and exit the bed. Full Chair Position to allow the patient the ability to sit in the bed for added comfort. The patient can watch TV, eat a meal, and socialize with family and friends while remaining comfortably in bed. The head of bed can articulate to 80 degrees with the assistance of Rollback in Place to alleviate shearing/friction in the lower back. Use the high/low as a stand assist to set the bed/chair height to an appropriate height to add assistance and safety when getting in and out of bed. Optional trendelenburg and reverse trendelenburg help support advanced positioning needs and help with feet elevation (potentially reduces swelling).</p>