

SELECTCARE SPECIFICATIONS


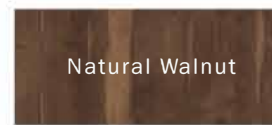

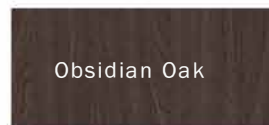
Deck Height Low 10"
 Deck Height High 25"
 Sleeping Surface 36"w, 39"w 42"w x 80"
 Maximum Safe Working Capacity 600lbs

LIMITED WARRANTY


15 years on bed frame mechanics
 5 years on drive system
 1 year on wood, casters & handsets
 Lifetime warranty on all welds




ENDBOARD OPTIONS



MATTRESS OPTIONS



Deluxe - 6" die cut for pressure redistribution



Elite - 6" gel infused memory foam



StatMat - 7" air/foam hybrid



I-MersAir - 8" low airloss alternating pressure

PROUDLY MADE IN THE U.S.A.

(877) 867-7365
MED-MIZER.COM



is at the forefront of innovating medical technology for post acute care. We are focused on partnering with you to help address healthcare challenges in the following key areas—



FALLS PREVENTION



BARIATRIC CARE



MOBILITY



REHABILITATION



WOUND CARE

ProCare Medical
 759 Flory Mill Road, Lancaster, PA 17601
 Ph: 855-528-0421 Fax: 877-528-0321
www.procare-medical.com



Elegant Styling
 Clinical Functionality

SelectCare™



Elegant Residential Styling; High-Quality American Made; Clinically Innovative Features




600lb Capacity with expandable width allows for a 36", 39", and 42" mattress option



Multiple Rail options allows for use at the head and leg sections (as needed)

Clinical-Contour® reduces migration while alleviating skin shear and eliminating sliding down towards foot board and repositioning needs

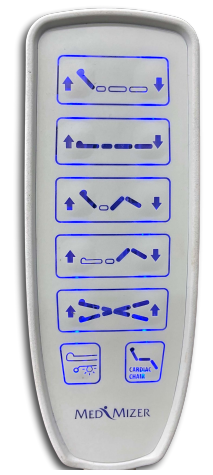
Powered height adjustments allow for a low height of 10" and a high height of 25" (without the sleep surface)



Use the built in stand assist (high/low) to safely enter and exit the bed at an appropriate height



Optional Scale provides easier access to weight



Backlit Pedant with lockouts allows full controls (head, knee, high/low), clinical contour, trend/reverse trend, underbed lighting, as well as full OneButton Chair Position

Advanced Positioning
Trendenburg/Reverse



Hidden Casters extend with the push of a button so bed can easily be moved while adding to the beds aesthetics



Battery Backup allows the bed to function during a power outage



Premium aesthetics provide the ultimate in home like comfort with 4 wood colors available



Underbed Lighting option helps illuminate the floor

Full access underneath the frame allows for safe lifting equipment and easy cleaning underneath the bed

SelectCare Bed