





SUPPORT SURFACES



Right for your residents. Right for your budget.

At Med-Mizer, we have made a name for ourselves by producing high quality and clinically innovative bed frames. We have recently incorporated a line of support surface technology (Med-Mizer Shearless Mattresses) that will help you provide high-quality resident care and help prevent and treat pressure injuries.


# COMBINING OUR FRAME EXPERTISE WITH THESE SURFACES WILL HELP YOU CONTINUE TO DELIVER POSITIVE OUTCOMES FOR YOUR FACILITY.



## **SHEARLESS STATMATT – TREATMENT SURFACE**


- Eight anatomically located horizontal air bladders deliver automatic response to patient movement through open/closed valve controls
- Requires no electricity and is noiseless for added patient comfort
- Firm foam perimeters were designed to enhance transfers and support seating on the edge of the bed.
- Unique foam topper for added pressure redistribution and comfort
- Generous heel slope section with high density foam offers excellent heel support and pressure redistribution.
- Breathable, bi-directional antimicrobial and hypoallergenic stretch coverlet with RF welded seams to prevent fluid ingress.

## SHEARLESS ELITE – PREVENTION SURFACE




- Visco elastic memory foam infused with gel to provide the ultimate in pressure redistribution, enhanced breathability, and to assist with microclimate (heat) management.
- Enhanced heat dissipating material helps minimize perspiration over traditional foam mattresses
- 30 degree heel slope section with high density foam offers excellent heel support and pressure redistribution.

## SHEARLESS DELUXE – PREVENTION SURFACE



- Multi-layered pressure redistribution mattress with die-cut top layer featuring high density foam in the torso and head sections.
- Sloped heel section with high density foam offers excellent heel support and pressure redistribution. Additional layer added with channel cut to provide additional pressure relief.


## SHEARLESS BASIC – PREVENTION SURFACE



- Multi-layered pressure redistribution mattress top layer featuring high density foam in the torso and head sections.
- Multi-layered heel section with super soft open cell foam (breathable) for excellent heel support and pressure redistribution.



## SUPPORT SURFACE SPECIFICATIONS



FEATURES	STATMATT	ELITE	DELUXE	BASIC	BARIMATT
<b>Positioning</b>	Therapy	Prevention	Prevention	Prevention	Bariatric Prevention
<b>Layers</b>	Multiple	Multiple	Multiple	Multiple	Multiple
<b>Weight Limit</b>	500 lbs	450 lbs	350 lb	350 lb	1000 lbs
<b>Zipper</b>	360	270	270	270	270
<b>Warranty</b>	5 years	15 years	7 years	5 years	1 year
<b>Dimensions</b>	36x80/84x7 42x80/x7	35x80/84x6 42x80/84x6	35x80/84x6 42x80/84x6	35x80/84x6	42x80/84x6 48x80/84x6
<b>Options</b>		Bolsters	Bolsters	Bolsters	Bolsters

PROUDLY MADE IN THE U.S.A.

(877) 867-7365

[MED-MIZER.COM](http://MED-MIZER.COM)



**ProCare  
Medical**

(855) 528-0421

[www.procare-medical.com](http://www.procare-medical.com)

**MED MIZER®**

is at the forefront of innovating medical technology for post acute care. We are focused on partnering with you to help address healthcare challenges in the following key areas—



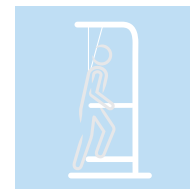
**FALLS  
PREVENTION**



**BARIATRIC  
CARE**



**MOBILITY**



**REHABILITATION**



**WOUND CARE**